



KEY FEATURES

- Professional LED panel. Standard IP44, suitable for a very wide type of applications: offices, healthcare, kitchens, changing rooms...
- Maximum flexibility thanks to the wide LED drivers assortment available: Pragmalux Dipswitch Driver, Osram Dipswitch Driver, Philips Xitanium Driver, Philips DALI Driver and Pragmalux Universal Driver 3 in 1 (DALI, 0/1-10V, PushDim)
- 2 Kelvin in 1 (3000K-4000K), CRI86 and SDCM<4
- Available versions: 30x60cm, 60x60cm and 30x120cm
- Microprismatic lens UGR<19 according to EN-12464:2011
- Flicker-free & Efficiency up to 130 lm/W
- Long lifetime L80B10 106,000 hours / L90B50 >50,000 hours
- Included driver with fast-connector (except for DALI version)
- 7 year Pragmalux Warranty

IP44 IK02  650° GWT 130LM/W  90°  1-10V Push-Dim



DETAILS



30x120 version



30x60 version

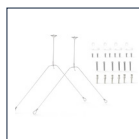
OPTIONS



ACCESSORIES



Surface KIT
30x60cm
1000954
60x60cm
4607764
30x120cm
4607771



Pendel KIT
1000992



Clips KIT
1000985



Security cable
1001005



Emergency Kit
1000282

SPECIFICATIONS (ACCORDING TO EN IEC 62722-2-1)

ITEM CODE	DESCRIPTION	W	LM	LM/W	KELVIN
1000923-PR	LED Panel 30x60cm Sigma G2 IP44 10-20W 3000K-4000K 2-CCT 1200-2500lm UGR<19 Driver	10-20	1200-2500	125	3000-5000
1000923-OS	LED Panel 30x60cm Sigma G2 IP44 10-20W 3000K-4000K 2-CCT 1200-2500lm UGR<19 Osram Driver	10-20	1200-2500	125	3000-5000
1000923-PR-UN	LED Panel 30x60cm Sigma G2 IP44 10-20W 3000K-4000K 2-CCT 1200-2500lm UGR<19 Driver (DALI2,1-10V,Push-dim)	10-20	1200-2500	125	3000-5000
1000923-PH-DA	LED Panel 30x60cm Sigma G2 IP44 20W 3000K-4000K 2-CCT 2500lm UGR<19 Philips Dali	20	2500	125	3000-5000
1000930-PR	LED Panel 60x60cm Sigma G2 IP44 26-40W 3000K-4000K 2-CCT 3200-5100lm UGR<19 Driver	26-40	3200-5100	130	3000-5000
1000930-OS	LED Panel 60x60cm Sigma G2 IP44 21-30W 3000K-4000K 2-CCT 2550-3600lm UGR<19 Osram Driver	21-30	2550-3600	120	3000-5000
1000930-PH	LED Panel 60x60cm Sigma G2 IP44 32W 3000K-4000K 2-CCT 3600-3850lm UGR<19 Philips Xitanium Driver	32	3600-3850	113	3000-5000
1000930-PR-UN	LED Panel 60x60cm Sigma G2 IP44 26-40W 3000K-4000K 2-CCT 3200-5100lm UGR<19 Driver (DALI2,1-10V,Push-dim)	26-40	3200-5100	120	3000-5000
1000930-PH-DA	LED Panel 60x60cm Sigma G2 IP44 33W 3000K-4000K 2-CCT 4125lm UGR<19 Philips Dali	33	4125	120	3000-5000
1000947-PR	LED Panel 30x120cm Sigma G2 IP44 26-40W 3000K-4000K 2-CCT 3200-5100lm UGR<19 Driver	26-40	3200-5100	130	3000-5000
1000947-OS	LED Panel 30x120cm Sigma G2 IP44 21-30W 3000K-4000K 2-CCT 2550-3600lm UGR<19 Osram Driver	21-30	2550-3600	120	3000-5000
1000947-PH	LED Panel 30x120cm Sigma G2 IP44 32W 3000K-4000K 2-CCT 3600-3850lm UGR<19 Philips Xitanium Driver	32	3600-3850	120	3000-5000
1000947-PR-UN	LED Panel 30x120cm Sigma G2 IP44 26-40W 3000K-4000K 2-CCT 3200-5100lm UGR<19 Driver (DALI2,1-10V,Push-dim)	26-40	3200-5100	130	3000-5000
1000947-PH-DA	LED Panel 30x120cm Sigma G2 IP44 33W 3000K-4000K 2-CCT 4125lm UGR<19 Philips Dali	33	4125	120	3000-5000

PRAGMALUX

All rights reserved. Pragmalux - PDL Lighting Group B.V. retains the right to modify product specifications without any prior notice or obligation and does not assume any liability for any consequences of using this document. Subject to errors and printing errors. Luminous flux tolerance: +/- 10%. Power consumption tolerance: +/- 10%.

Version: August 2021

TECHNICAL DATA

ELECTRICAL DATA	
Voltage (V)	220-240
Frequency (Hz)	50/60
Power factor (λ)	≥0.90
Operating mode	External LED Driver
Electrical connection	Max 2x2,5 mm ² wire
Total harmonic distortion	≤ 20 %

TEMPERATURES & OPERATING CONDITIONS	
Ambient temperature	25°C
Operating temperature	-15 ~ +45°C
Storage temperature	-20 ~ +60°C

COLORS & MATERIALS	
Color (Housing)	White RAL9003
Material (Housing)	Steel
Material (Reflector)	PC

CERTIFICATES & STANDARDS	
Driver certificates	CE
Fixture certificates	CE
Ingress protection	IP44
Protection class	II
Protection class IK	02
Glow Wire Test (IEC 695-2-1)	650°C
Photobiological safety group EN62778	RG0
IEC	EN IEC 62722-2-1
LM80 (TM21 /) L90B50 (hours)	>50,000

CAPABILITIES	
UGR	≤19
Dimmable	No / DALI / 0/1-10V / Push-Dim
Type of connection	Push Terminal, 2-pole
LED Module replacable	No
Installation	Through-wiring possible Loop in Loop out

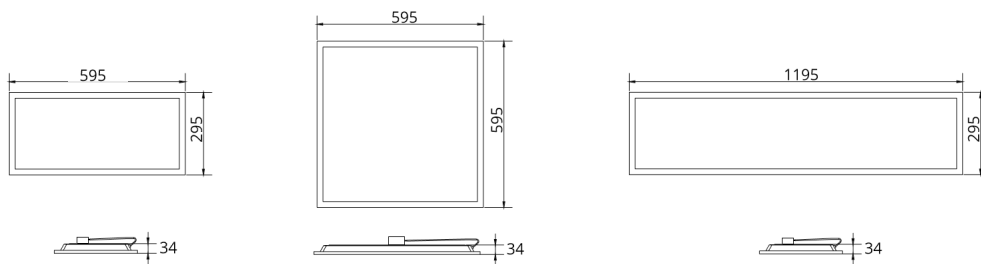
ITEM CODE	DESCRIPTION	DRIVER FAILURE RATE AT 5,000H	INRUSH CURRENT IPEAK (A)	INRUSH CURRENT TWIDTH (μs)	MAX. NO. OF DRIVERS ON MCB TYPE B 10A	MAX. NO. OF DRIVERS ON MCB TYPE B 16A	MAX. NO. OF DRIVERS ON MCB TYPE C 10A	MAX. NO. OF DRIVERS ON MCB TYPE C 16A
1000923-PR	LED Panel 30x60cm Sigma G2 IP44 10-20W 2-CCT Driver	≤1%	15	200	35	56	50	80
1000923-OS	LED Panel 30x60cm Sigma G2 IP44 10-20W 2-CCT Osram Driver	≤1%	16	100	32	50	-	-
1000923-PR-UN	LED Panel 30x60cm Sigma G2 IP44 10-20W 2-CCT Universal Driver	≤1%	15	100	20	30	35	55
1000923-PH-DA	LED Panel 30x60cm Sigma G2 IP44 20W 2-CCT Philips Dali	≤1%	20.4	195	15	24	24	40
1000930-PR	LED Panel 60x60cm Sigma G2 IP44 26-40W 2-CCT Driver	≤1%	30	220	18	28	25	40
1000930-OS	LED Panel 60x60cm Sigma G2 IP44 21-30W 2-CCT Osram Driver	≤1%	16	100	15	25	-	-
1000930-PH	LED Panel 60x60cm Sigma G2 IP44 32W 2-CCT Philips Xitanium Driver	≤1%	5.27	52	42	68	70	115
1000930-PR-UN	LED Panel 60x60cm Sigma G2 IP44 26-40W 2-CCT Driver Universal Driver	≤1%	20	100	15	25	25	40
1000930-PH-DA	LED Panel 60x60cm Sigma G2 IP44 33W 2-CCT Philips Dali	≤1%	20.4	195	20	32	33	54
1000947-PR	LED Panel 30x120cm Sigma G2 IP44 26-40W 2-CCT Driver	≤1%	30	220	18	28	25	40
1000947-OS	LED Panel 30x120cm Sigma G2 IP44 21-30W 2-CCT Osram Driver	≤1%	16	100	15	25	-	-
1000947-PH	LED Panel 30x120cm Sigma G2 IP44 32W 2-CCT Philips Xitanium Driver	≤1%	5.27	52	42	68	70	115
1000947-PR-UN	LED Panel 30x120cm Sigma G2 IP44 26-40W 2-CCT Driver Universal Driver	≤1%	20	100	15	25	25	40
1000947-PH-DA	LED Panel 30x120cm Sigma G2 IP44 33W 2-CCT Philips Dali	≤1%	20.4	195	20	32	33	54

PRAGMALUX

All rights reserved. Pragmalux - PDL Lighting Group B.V. retains the right to modify product specifications without any prior notice or obligation and does not assume any liability for any consequences of using this document. Subject to errors and printing errors. Luminous flux tolerance: +/- 10%. Power consumption tolerance: +/- 10%.

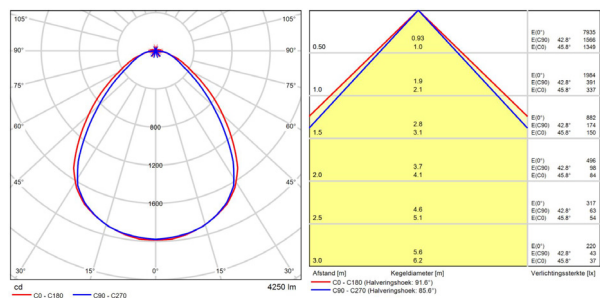
Version: August 2021

DIMENSIONS

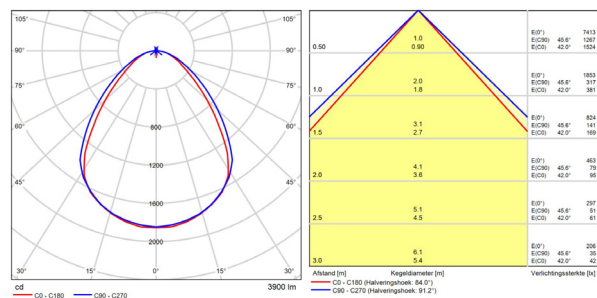


PHOTOMETRIC SPECIFICATIONS

LED PANEL SIGMA G2 40W 600 4000K UGR<19 INCL. DRIVER



LED PANEL SIGMA G2 40W 1200 4000K UGR<19 INCL. DRIVER



EXTRA INFORMATION



CCT Switch



Back



Connection box + Fast connector